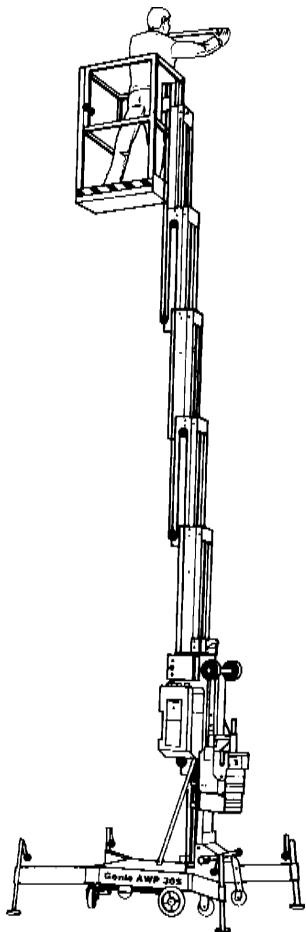


# Genie® AWP Super Series Specifications

## Aerial Work Platform



### SPECIFICATIONS

MODEL	AWP-20S	
	US	Metric
Working height max.	26 ft 1 in	7.95 m
Platform height max.	20 ft 1 in	6.1 m
Lift capacity - ANSI, CE	350 lb	159 kg
Lift capacity - CSA	300 lb	136 kg
Power source (DC/AC models)	12V/110V or 220V	

### STANDARD BASE

Machine weight (DC/AC models)	767 lb/ 677 lb	348 kg/ 307 kg
Height - stowed	78 in	1.98 m
Height - tilted back <sup>1</sup>	70 in	1.8 m
Length/Width	49/29 in	1.24 m/74 cm
Outrigger footprint (l/w) ANSI	61/53 in	1.55/1.35 m
Outrigger footprint (l/w) CSA <sup>2</sup>	69/61 in	1.75/1.55 m
Outrigger footprint (l/w) CE Indoor <sup>3</sup>	61/53 in	1.55/1.35 m
Outrigger footprint (l/w) CE Outdoor <sup>3</sup>	97/89 in	2.46/2.26 m
Length, tilted back	83 in	2.1 m
Corner access <sup>4</sup> - ANSI	15 in	38 cm
Corner access <sup>4</sup> - CSA <sup>2</sup>	20 in	51 cm
Corner access <sup>4</sup> CE indoor <sup>3</sup>	15 in	38 cm
Corner access <sup>4</sup> CE outdoor <sup>3</sup>	19 in	48 cm
Wall access ANSI front/side	6/13 in	15/33 cm
Wall access CSA <sup>2</sup> front/side	10/17 in	25/43 cm
Wall access CE indoor <sup>3</sup> front/side	6/13 in	15/33 cm
Wall access CE outdoor <sup>3</sup> front/side	19/32 in	48/81 cm

### PLATFORM DIMENSIONS (l x w x h)

Standard Platform	27 x 26 x 44 <sup>3</sup> / <sub>4</sub> in	69 cm x 66 cm x 1.14 m
Gated Standard Platform	27 x 26 x 44 <sup>3</sup> / <sub>4</sub> in	69 cm x 66 cm x 1.14 m
Standard Fiberglass Platform	29 x 26 <sup>1</sup> / <sub>2</sub> x 43 <sup>1</sup> / <sub>2</sub> in	74 cm x 67 cm x 1.1 m
Narrow Fiberglass Platform	26 x 22 x 43 <sup>1</sup> / <sub>2</sub> in	66 cm x 56 cm x 1.1 m
Gated Narrow Platform	26 x 20 x 44 <sup>3</sup> / <sub>4</sub> in	66 cm x 51 cm x 1.14 m
Gated Ultra-Narrow Platform	22 x 18 x 44 <sup>3</sup> / <sub>4</sub> in	56 cm x 46 cm x 1.14 m

<sup>1</sup>Tilt back height with standard platform. For tilt back height with other platforms, please contact your sales representative. <sup>2</sup>Canadian Standards Association <sup>3</sup>European Community

<sup>4</sup>Corner of platform top rail to corner of wall with ability to rotate leveling jack handle.

### STANDARD FEATURES

- Wide forklift pockets
- Outrigger storage pockets
- Rocker base system
- Overhead crane attachment point
- Auxiliary platform lowering feature
- AC wiring to platform
- AC or DC power options
- Small outrigger footprint

## Genie Industries

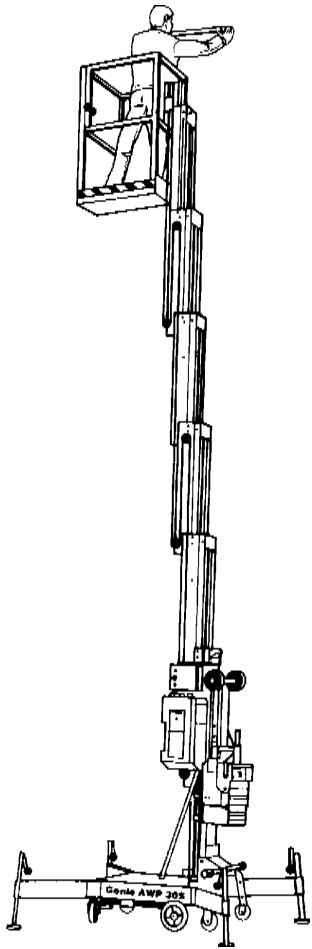
**USA** 18340 NE 76th Street  
P.O. Box 97030  
Redmond, Washington 98073-9730  
Telephone (425) 881-1800  
Toll Free USA/Canada 800-536-1800  
Fax (425) 883-3475  
<http://www.genielift.com>

**UK** The Maltings, Wharf Road  
Grantham  
Lincolnshire NG31 6BH  
Telephone (44) 01476-584333  
Fax (44) 01476-584334  
<http://www.genielift.com>

Continuous improvement of our products is a Genie policy. Product specifications are subject to change without notice or obligation. The drawings in this brochure are for illustrative purposes only. Refer to the appropriate Genie AWP Super Series Operator's Manual for instructions on the proper use of this equipment. Failure to follow the appropriate Operator's Manual when using a Genie AWP Super Series, or to otherwise act irresponsibly, may result in serious injury or death. Copyright ©1997 by Genie Industries. "Genie" is a Registered Trademark of Genie Industries in the USA and many other countries. "Genie AWP" is a Registered Trademark and "Super Series" is a Trademark of Genie Industries. Genie is the owner of US Patents: 5,121,816, 5,850,892 and 6,095,286, and Patents Pending. 1-19-01

# Genie AWP Super Series Specifications

## Aerial Work Platform



### SPECIFICATIONS

MODEL	AWP-25S		AWP-30S	
	US	Metric	US	Metric
Working height max	30 ft 9 in	9.4 m	35 ft 6 in	10.8 m
Platform height max	24 ft 9 in	7.5 m	29 ft 6 in	9 m
Lift capacity - ANSI, CE	350 lb	159 kg	350 lb	159 kg
Lift capacity - CSA	300 lb	136 kg	300 lb	136 kg
Power source (DC/AC models)	12V/110V or 220V		12V/110V or 220V	
<b>STANDARD BASE</b>				
Machine weight	817 lb/ (DC/AC models)	371 kg/ 330 kg	867 lb/ 777 lb	393 kg/ 352 kg
Height, stowed	78 in	1.98 m	78 in	1.98 m
Height, tilted back <sup>1</sup>	72 1/3 in	1.84 m	74 1/2 in	1.9 m
Length/Width	51 1/2/29 in	1.3 m/74 cm	53/29 in	1.35 m/74 cm
Outrigger footprint (l/w) ANSI	61/53 in	1.55/1.35 m	69/61 in	1.75/1.55 m
Outrigger footprint (l/w) CSA <sup>2</sup>	83/75 in	2.1/1.9 m	97/89 in	2.46/2.26 m
Outrigger footprint (l/w) CE Indoor <sup>3</sup>	69/61 in	1.75/1.55 m	76/68 in	1.93/1.73 m
Outrigger footprint (l/w) CE Outdoor <sup>3</sup>	117/110 in	3/2.8 m	117/110 in	3/2.8 m
Length, tilted back	83 in	2.1 m	83 in	2.1 m
Corner access <sup>4</sup> - ANSI	14 in	36 cm	19 in	48 cm
Corner access <sup>4</sup> - CSA <sup>2</sup>	29 in	74 cm	37 in	94 cm
Corner access <sup>4</sup> CE indoor <sup>3</sup>	19 in	48 cm	22 in	56 cm
Corner access <sup>4</sup> CE outdoor <sup>3</sup>	30 in	76 cm	27 in	69 cm
Wall access ANSI front/side	3/13 in	8/33 cm	5/17 in	13/43 cm
Wall access CSA <sup>2</sup> front/side	14/25 in	36/64 cm	19/32 in	48/81 cm
Wall access CE indoor <sup>3</sup> front/side	7/17 in	19/43 cm	8/21 in	20/53 cm
Wall access CE outdoor <sup>3</sup> front/side	29/42 in	74 cm/1.07 m	27/42 in	69 cm/1.07 m

### PLATFORM DIMENSIONS (l x w x h)

Standard Platform	27 x 26 x 44 3/4 in	69 cm x 66 cm x 1.14 m
Gated Standard Platform	27 x 26 x 44 3/4 in	69 cm x 66 cm x 1.14 m
Standard Fiberglass Platform	29 x 26 1/2 x 43 1/2 in	74 cm x 67 cm x 1.1 m
Narrow Fiberglass Platform	26 x 22 x 43 1/2 in	66 cm x 56 cm x 1.1 m
Gated Narrow Platform	26 x 20 x 44 3/4 in	66 cm x 51 cm x 1.14 m
Gated Ultra-Narrow Platform	22 x 18 x 44 3/4 in	56 cm x 46 cm x 1.14 m

<sup>1</sup>Tilt back height with standard platform. For tilt back height with other platforms, please contact your sales representative. <sup>2</sup>Canadian Standards Association <sup>3</sup>European Community

<sup>4</sup>Corner of platform top rail to corner of wall with ability to rotate leveling jack handle.

### STANDARD FEATURES

- Wide forklift pockets
- Outrigger storage pockets
- Rocker base system
- Overhead crane attachment point
- Auxiliary platform lowering feature
- AC wiring to platform
- AC or DC power options. Airmotor power option on AWP-30S
- Small outrigger footprints

## Genie Industries

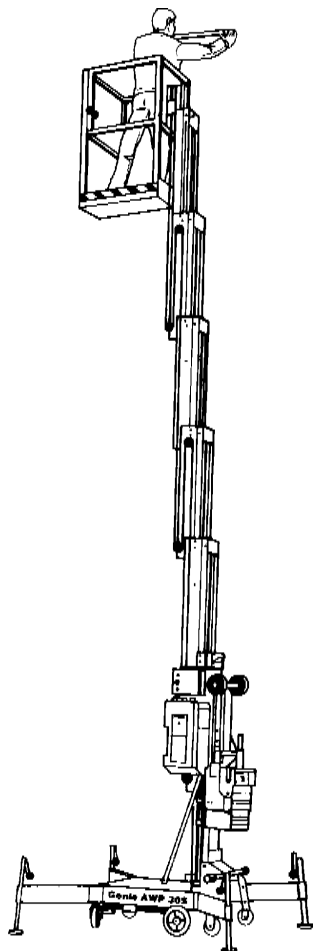
**USA** 18340 NE 76th Street  
P.O. Box 97030  
Redmond, Washington 98073-9730  
Telephone (425) 881-1800  
Toll Free USA/Canada 800-536-1800  
Fax (425) 883-3475  
<http://www.genielift.com>

**UK** The Maltings, Wharf Road  
Grantham  
Lincolnshire NG31 6BH  
Telephone (44) 01476-584333  
Fax (44) 01476-584334  
<http://www.genielift.com>

Continuous improvement of our products is a Genie policy. Product specifications are subject to change without notice or obligation. The drawings in this brochure are for illustrative purposes only. Refer to the appropriate Genie AWP Super Series Operator's Manual for instructions on the proper use of this equipment. Failure to follow the appropriate Operator's Manual when using a Genie AWP Super Series, or to otherwise act irresponsibly, may result in serious injury or death. Copyright ©1997 by Genie Industries. "Genie" is a Registered Trademark of Genie Industries in the USA and many other countries. "Genie AWP" is a Registered Trademark and "Super Series" is a Trademark of Genie Industries. Genie is the owner of US Patents: 5,121,816, 5,850,892 and 6,095,286, and Patents Pending. 1-19-01

# Genie AWP Super Series Specifications

## Aerial Work Platform



### SPECIFICATIONS

MODEL	AWP-36S		AWP-40S	
	US	Metric	US	Metric
Working height max	42 ft 5 in	12.9 m	46 ft 3 in	14.1 m
Platform height max	36 ft 6 in	11.1 m	40 ft 3 in	12.3 m
Lift capacity - ANSI, CE	350 lb	159 kg	300 lb	136 kg
Lift capacity - CSA	300 lb	136 kg	300 lb	136 kg
Power source (DC/AC models)	12V/110V or 220V		12V/110V or 220V	
<b>STANDARD BASE</b>				
Machine weight	1107 lb/ (DC/AC models)	502 kg/	1130 lb/ 1040 lb	513 kg/ 472 kg
Height - stowed	109 1/2 in	2.8 m	109 1/2 in	2.8 m
Height - tilted back <sup>1</sup>	75 1/2 in	1.92 m	78 in	1.98 m
Length/Width	55/29 in	1.4 m/ 74 cm	56/29 in	1.42 m/74 cm
Outrigger footprint (l/w) ANSI	83/75 in	2.1/1.9 m	89/81 in	2.26/2.06 m
Outrigger footprint (l/w) CSA <sup>2</sup>	117/110 in	3/2.8 m	117/110 in	3/2.8 m
Outrigger footprint (l/w) CE Indoor <sup>3</sup>	83/75 in	2.1/1.9 m	89/81 in	2.26/2.06 m
Outrigger footprint (l/w) CE Outdoor <sup>3</sup>	139/131 in	3.53/3.33 m	153/145 in	3.9/3.7 m
Length - tilted back	117 in	3 m	117 in	3 m
Corner access <sup>4</sup> - ANSI	29 in	74 cm	31 in	79 cm
Corner access <sup>4</sup> - CSA <sup>2</sup>	52 in	1.32 m	51 in	1.3 m
Corner access <sup>4</sup> CE indoor <sup>3</sup>	29 in	74 cm	31 in	79 cm
Corner access <sup>4</sup> CE outdoor <sup>3</sup>	40 in	1 m	44 in	1.1 m
Wall access ANSI front/side	14/25 in	36/64 cm	15/28 in	38/71 cm
Wall access CSA <sup>2</sup> front/side	31/42 in	79 cm/1.07 m	29/42 in	74 cm/1.07 m
Wall access CE indoor <sup>3</sup> front/side	14/25 in	36/64 cm	15/28 in	38/71 cm
Wall access CE outdoor <sup>3</sup> front/side	40/52 in	1/1.3 m	44/60 in	1.1/1.5 m

### PLATFORM DIMENSIONS (l x w x h)

Standard Platform	27 x 26 x 44 3/4 in	69 cm x 66 cm x 1.14 m
Gated Standard Platform	27 x 26 x 44 3/4 in	69 cm x 66 cm x 1.14 m
Standard Fiberglass Platform	29 x 26 1/2 x 43 1/2 in	74 cm x 67 cm x 1.1 m
Narrow Fiberglass Platform	26 x 22 x 43 1/2 in	66 cm x 56 cm x 1.1 m
Gated Narrow Platform	26 x 20 x 44 3/4 in	66 cm x 51 cm x 1.14 m
Gated Ultra-Narrow Platform	22 x 18 x 44 3/4 in	56 cm x 46 cm x 1.14 m

<sup>1</sup>Tilt back height with standard platform. For tilt back height with other platforms, please contact your sales representative. <sup>2</sup>Canadian Standards Association <sup>3</sup>European Community

<sup>4</sup>Corner of platform top rail to corner of wall with ability to rotate leveling jack handle.

### STANDARD FEATURES

- Wide forklift pockets
- Outrigger storage pockets
- Rocker base system
- Overhead crane attachment point
- Auxiliary platform lowering feature
- AC wiring to platform
- AC or DC power options
- Small outrigger footprints

## Genie Industries

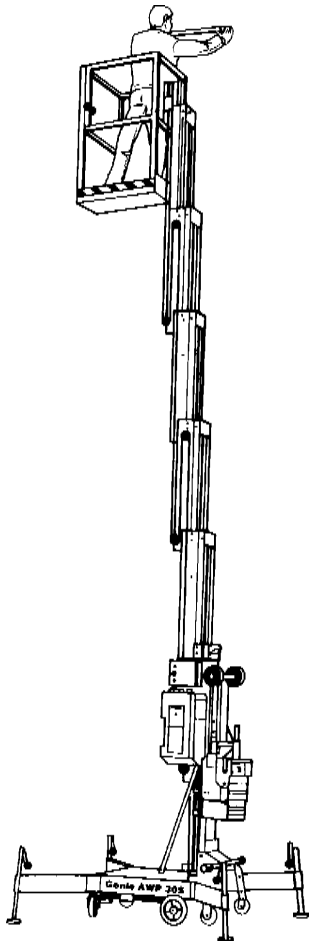
**USA** 18340 NE 76th Street  
P.O. Box 97030  
Redmond, Washington 98073-9730  
Telephone (425) 881-1800  
Toll Free USA/Canada 800-536-1800  
Fax (425) 883-3475  
<http://www.genielift.com>

**UK** The Maltings, Wharf Road  
Grantham  
Lincolnshire NG31 6BH  
Telephone (44) 01476-584333  
Fax (44) 01476-584334  
<http://www.genielift.com>

Continuous improvement of our products is a Genie policy. Product specifications are subject to change without notice or obligation. The drawings in this brochure are for illustrative purposes only. Refer to the appropriate Genie AWP Super Series Operator's Manual for instructions on the proper use of this equipment. Failure to follow the appropriate Operator's Manual when using a Genie AWP Super Series, or to otherwise act irresponsibly, may result in serious injury or death. Copyright ©1997 by Genie Industries. "Genie" is a Registered Trademark of Genie Industries in the USA and many other countries. "Genie AWP" is a Registered Trademark and "Super Series" is a Trademark of Genie Industries. Genie is the owner of US Patents: 5,121,816, 5,850,892 and 6,095,286, and Patents Pending. 1-19-01

# Genie AWP Super Series Specifications

## Aerial Work Platform - Rough Terrain & Narrow Bases



### SPECIFICATIONS

MODEL	AWP-20S	
	US	Metric
ROUGH TERRAIN BASE		
Machine weight	750 lb/	340 kg/
(DC/AC models)	660 lb	299 kg
Height, stowed	79 in	2 m
Length/width	58/30 in	1.47 m/76 cm
NARROW BASE <sup>4</sup>		
Machine weight	745 lb/	338 kg/
(DC/AC models)	655 lb	297 kg
Height, stowed	78 in	1.98 m
Length/width	50/22 in	1.27 m/56 cm

### ROUGH TERRAIN AND NARROW BASES

Outrigger footprint	64/48 in	1.63/1.22 m
(l/w) ANSI		
Outrigger footprint	75/66 in	1.9/1.68 m
(l/w) CSA <sup>1</sup>		
Outrigger footprint	71/58 in	1.8/1.47 m
(l/w) CE indoor <sup>2</sup>		
Outrigger footprint	112/112 in	2.84/2.84 m
(l/w) CE outdoor <sup>2</sup>		
Corner access <sup>3</sup> ANSI	14 in	36 cm
Corner access <sup>3</sup> CSA <sup>1</sup>	25 in	64 cm
Corner access <sup>3</sup>	21 in	53 cm
CE indoor <sup>2</sup>		
Corner access <sup>3</sup>	54 in	1.37 m
CE outdoor <sup>2</sup>		
Wall access front/side	9/12 in	23/30 cm
ANSI		
Wall access front/side	14/20 in	36/51 cm
CSA <sup>1</sup>		
Wall access front/side	12/17 in	30/43 cm
CE indoor <sup>2</sup>		
Wall access front/side	32/44 in	81 cm/1.12 m
CE outdoor <sup>2</sup>		

### PLATFORM DIMENSIONS (l x w x h)

Standard Platform	27 x 26 x 44 <sup>3</sup> / <sub>4</sub> in	69 cm x 66 cm x 1.14 m
Gated Standard Platform	27 x 26 x 44 <sup>3</sup> / <sub>4</sub> in	69 cm x 66 cm x 1.14 m
Standard Fiberglass Platform	29 x 26 <sup>1</sup> / <sub>2</sub> x 43 <sup>1</sup> / <sub>2</sub> in	74 cm x 67 cm x 1.1 m
Narrow Fiberglass Platform	26 x 22 x 43 <sup>1</sup> / <sub>2</sub> in	66 cm x 56 cm x 1.1 m
Gated Narrow Platform	26 x 20 x 44 <sup>3</sup> / <sub>4</sub> in	66 cm x 51 cm x 1.14 m
Gated Ultra-Narrow Platform	22 x 18 x 44 <sup>3</sup> / <sub>4</sub> in	56 cm x 46 cm x 1.14 m

<sup>1</sup>Canadian Standards Association <sup>2</sup>European Community <sup>3</sup>Corner of platform top rail to corner of wall with ability to rotate leveling jack handle. <sup>4</sup>On Narrow Base models only Gated Narrow, Gated Ultra-Narrow and Narrow Fiberglass platforms are available.

### STANDARD FEATURES

- Wide forklift pockets
- Outrigger storage pockets
- Rocker base system
- Overhead crane attachment point
- Auxiliary platform lowering feature
- AC wiring to platform
- AC or DC power options
- Small outrigger footprints

# Genie Industries

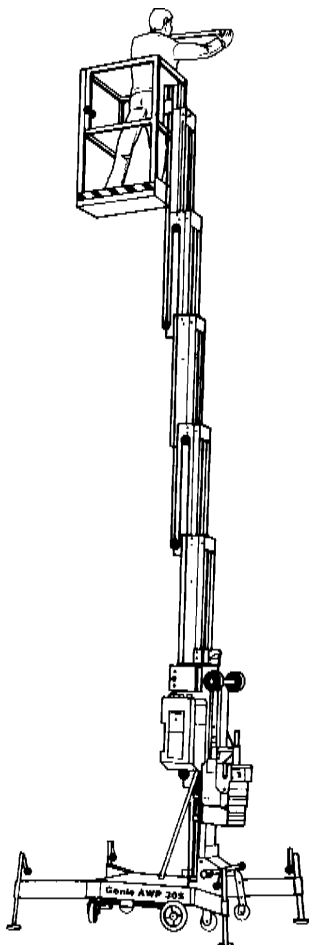
**USA** 18340 NE 76th Street  
P.O. Box 97030  
Redmond, Washington 98073-9730  
Telephone (425) 881-1800  
Toll Free USA/Canada 800-536-1800  
Fax (425) 883-3475  
<http://www.genielift.com>

**UK** The Maltings, Wharf Road  
Grantham  
Lincolnshire NG31 6BH  
Telephone (44) 01476-584333  
Fax (44) 01476-584334  
<http://www.genielift.com>

Continuous improvement of our products is a Genie policy. Product specifications are subject to change without notice or obligation. The drawings in this brochure are for illustrative purposes only. Refer to the appropriate Genie AWP Super Series Operator's Manual for instructions on the proper use of this equipment. Failure to follow the appropriate Operator's Manual when using a Genie AWP Super Series, or to otherwise act irresponsibly, may result in serious injury or death. Copyright ©1997 by Genie Industries. "Genie" is a Registered Trademark of Genie Industries in the USA and many other countries. "Genie AWP" is a Registered Trademark and "Super Series" is a Trademark of Genie Industries. Genie is the owner of US Patents: 5,121,816, 5,850,892 and 6,095,286, and Patents Pending. 1-19-01

# Genie AWP Super Series Specifications

## Aerial Work Platform - Rough Terrain & Narrow Bases



### SPECIFICATIONS

MODEL	AWP-25S		AWP-30S	
	US	Metric	US	Metric
<b>ROUGH TERRAIN BASE</b>				
Machine weight	784 lb/	356 kg/	819 lb/	371 kg/
(DC/AC models)	694 lb	315 kg	729 lb	331 kg
Height, stowed	79 in	2 m	79 in	2 m
Length/width	58/30 in	1.47 m/76 cm	58/30 in	1.47 m/76 cm
<b>NARROW BASE<sup>4</sup></b>				
Machine weight	780 lb/	354 kg/	814 lb/	369 kg/
(DC/AC models)	690 lb	313 kg	724 lb	328 kg
Height, stowed	78 in	1.98 m	78 in	1.98 m
Length/width	52/22 in	1.32 m/56 cm	55/22 in	1.4 m/56 cm
<b>ROUGH TERRAIN AND NARROW BASES</b>				
Outrigger footprint	64/48 in	1.63/1.22 m	72/58 in	1.83/1.47 m
(l/w) ANSI				
Outrigger footprint	83/74 in	2.1/1.88 m	95/90 in	2.4/2.3 m
(l/w) CSA <sup>1</sup>				
Outrigger footprint	71/58 in	1.8/1.47 m	83/74 in	2.1/1.88 m
(l/w) CE indoor <sup>2</sup>				
Outrigger footprint	112/112 in	2.84/2.84 m	130/136 in	3.3/3.45 m
(l/w) CE outdoor <sup>2</sup>				
Corner access <sup>3</sup> ANSI	13 in	33 cm	19 in	48 cm
Corner access <sup>3</sup> CSA <sup>1</sup>	29 in	74 cm	38 in	97 cm
Corner access <sup>3</sup>	20 in	51 cm	27 1/2 in	70 cm
CE indoor <sup>2</sup>				
Corner access <sup>3</sup>	52 in	1.32 m	61 in	1.55 m
CE outdoor <sup>2</sup>				
Wall access front/side	6/12 in	15/30 cm	7/17 in	18/43 cm
ANSI				
Wall access front/side	15/25 in	38/64 cm	19/33 in	48/84 cm
CSA <sup>1</sup>				
Wall access front/side	10/17 in	25/43 cm	9/20 in	23/51 cm
CE indoor <sup>2</sup>				
Wall access front/side	29/44 in	74 cm/1.12 m	35/55 in	89 cm/1.4 m
CE outdoor <sup>2</sup>				
<b>PLATFORM DIMENSIONS (l x w x h)</b>				
Standard Platform		27 x 26 x 44 3/4 in		69 cm x 66 cm x 1.14 m
Gated Standard Platform		27 x 26 x 44 3/4 in		69 cm x 66 cm x 1.14 m
Standard Fiberglass Platform		29 x 26 1/2 x 43 1/2 in		74 cm x 67 cm x 1.1 m
Narrow Fiberglass Platform		26 x 22 x 43 1/2 in		66 cm x 56 cm x 1.1 m
Gated Narrow Platform		26 x 20 x 44 3/4 in		66 cm x 51 cm x 1.14 m
Gated Ultra-Narrow Platform		22 x 18 x 44 3/4 in		56 cm x 46 cm x 1.14 m

<sup>1</sup>Canadian Standards Association <sup>2</sup>European Community <sup>3</sup>Corner of platform top rail to corner of wall with ability to rotate leveling jack handle. <sup>4</sup>On Narrow Base models only Gated Narrow, Gated Ultra-Narrow and Narrow Fiberglass Platforms are available.

### STANDARD FEATURES

- Wide forklift pockets
- Outrigger storage pockets
- Rocker base system
- Overhead crane attachment point
- Auxiliary platform lowering feature
- AC wiring to platform
- AC or DC power options. Airmotor power option on AWP-30S
- Small outrigger footprints

# Genie Industries

**USA** 18340 NE 76th Street  
P.O. Box 97030  
Redmond, Washington 98073-9730  
Telephone (425) 881-1800  
Toll Free USA/Canada 800-536-1800  
Fax (425) 883-3475  
<http://www.genielift.com>

**UK** The Maltings, Wharf Road  
Grantham  
Lincolnshire NG31 6BH  
Telephone (44) 01476-584333  
Fax (44) 01476-584334  
<http://www.genielift.com>

Continuous improvement of our products is a Genie policy. Product specifications are subject to change without notice or obligation. The drawings in this brochure are for illustrative purposes only. Refer to the appropriate Genie AWP Super Series Operator's Manual for instructions on the proper use of this equipment. Failure to follow the appropriate Operator's Manual when using a Genie AWP Super Series, or to otherwise act irresponsibly, may result in serious injury or death. Copyright ©1997 by Genie Industries. "Genie" is a Registered Trademark of Genie Industries in the USA and many other countries. "Genie AWP" is a Registered Trademark and "Super Series" is a Trademark of Genie Industries. Genie is the owner of US Patents: 5,121,816, 5,850,892 and 6,095,286, and Patents Pending. 1-19-01